




1926.1153 Table 1—Specified Exposure Control Methods When Working With Materials Containing Crystalline Silica

Equipment/task	Engineering and work practice control methods	Required respiratory protection and minimum assigned protection factor (APF)	
		≤ 4 hours/shift	>4 hours/shift
<p>(i) Stationary masonry saws</p> 	<p>Use saw equipped with integrated water delivery system that continuously feeds water to the blade</p> <p>Operate and maintain tool in accordance with manufacturer's instructions to minimize dust emissions</p>	None	None
<p>(ii) Handheld power saws (any blade diameter)</p> 	<p>Use saw equipped with integrated water delivery system that continuously feeds water to the blade</p> <p>Operate and maintain tool in accordance with manufacturer's instructions to minimize dust emissions:</p> <p>-</p>		
	When used outdoors	None	APF 10
	When used indoors or in an enclosed area	APF 10	APF 10
<p>(iii) Handheld power saws for cutting fiber-cement board (with blade diameter of 8 inches or less)</p> 	<p>For tasks performed outdoors only:</p> <p>Use saw equipped with commercially available dust collection system</p> <p>Operate and maintain tool in accordance with manufacturer's instructions to minimize dust emissions</p> <p>Dust collector must provide the air flow recommended by the tool manufacturer, or greater, and have a filter with 99% or greater efficiency</p>	None	None

1926.1153 Table 1—Specified Exposure Control Methods When Working With Materials Containing Crystalline Silica

Equipment/task	Engineering and work practice control methods	Required respiratory protection and minimum assigned protection factor (APF)	
----------------	---	--	--

≤ 4 hours/ shift	>4 hours/ shift
---------------------	--------------------

(iv) Walk-behind saws



osha.gov

Use saw equipped with integrated water delivery system that continuously feeds water to the blade

Operate and maintain tool in accordance with manufacturer's instructions to minimize dust emissions:

When used outdoors

None	None
------	------

-When used indoors or in an enclosed area

APF 10	APF 10
--------	--------

(v) Drivable saws

osha.gov



For tasks performed outdoors only:

None	None
------	------

Use saw equipped with integrated water delivery system that continuously feeds water to the blade

Operate and maintain tool in accordance with manufacturer's instructions to minimize dust emissions

(vi) Rig-mounted core saws or drills






Use tool equipped with integrated water delivery system that supplies water to cutting surface

None	None
------	------



Operate and maintain tool in accordance with manufacturer's instructions to minimize dust emissions

1926.1153 Table 1—Specified Exposure Control Methods When Working With Materials Containing Crystalline Silica


Equipment/task	Engineering and work practice control methods	Required respiratory protection and minimum assigned protection factor (APF)	
		≤ 4 hours/shift	>4 hours/shift
<p>(vii) Handheld and stand-mounted drills (including impact and rotary hammer drills)</p> 	<p>Use drill equipped with commercially available shroud or cowling with dust collection system</p> <p>Operate and maintain tool in accordance with manufacturer's instructions to minimize dust emissions</p> <p>Dust collector must provide the air flow recommended by the tool manufacturer, or greater, and have a filter with 99% or greater efficiency and a filter-cleaning mechanism</p> <p>Use a HEPA-filtered vacuum when cleaning holes</p>	None	None
<p>(viii) Dowel drilling rigs for concrete</p> 	<p>For tasks performed outdoors only:</p> <p>Use shroud around drill bit with a dust collection system. Dust collector must have a filter with 99% or greater efficiency and a filter-cleaning mechanism</p>	APF 10	APF 10
<p>(ix) Vehicle-mounted drilling rigs for rock and concrete</p> 	<p>Use dust collection system with close capture hood or shroud around drill bit with a low-flow water spray to wet the dust at the discharge point from the dust collector</p> <p>OR</p> <p>Operate from within an enclosed cab and use water for dust suppression on drill bit</p>	None	None

osha.gov

1926.1153 Table 1—Specified Exposure Control Methods When Working With Materials Containing Crystalline Silica

Equipment/task	Engineering and work practice control methods	Required respiratory protection and minimum assigned protection factor (APF)	
		≤ 4 hours/ shift	>4 hours/ shift
(x) Jackhammers and handheld powered chipping tools  osha.gov	Use tool with water delivery system that supplies a continuous stream or spray of water at the point of impact: When used outdoors- When used indoors or in an enclosed area OR Use tool equipped with commercially available shroud and dust collection system Operate and maintain tool in accordance with manufacturer's instructions to minimize dust emissions Dust collector must provide the air flow recommended by the tool manufacturer, or greater, and have a filter with 99% or greater efficiency and a filter-cleaning mechanism:	None APF 10	APF 10 APF 10
	When used outdoors -When used indoors or in an enclosed area	None APF 10	APF 10 APF 10
(xi) Handheld grinders for mortar removal (<i>i.e.</i> , tuckpointing)  eLCOSH.org	Use grinder equipped with commercially available shroud and dust collection system Operate and maintain tool in accordance with manufacturer's instructions to minimize dust emissions Dust collector must provide 25 cubic feet per minute (cfm) or greater of airflow per inch of wheel diameter and have a filter with 99% or greater efficiency and a cyclonic pre-separator or filter-cleaning mechanism	APF 10	APF 25



1926.1153 Table 1—Specified Exposure Control Methods When Working With Materials Containing Crystalline Silica

Equipment/task	Engineering and work practice control methods	Required respiratory protection and minimum assigned protection factor (APF)	
		≤ 4 hours/ shift	>4 hours/ shift
	<p>OR</p> <p>Use machine equipped with dust collection system recommended by the manufacturer</p> <p>Operate and maintain tool in accordance with manufacturer's instructions to minimize dust emissions</p> <p>Dust collector must provide the air flow recommended by the manufacturer, or greater, and have a filter with 99% or greater efficiency and a filter-cleaning mechanism</p> <p>When used indoors or in an enclosed area, use a HEPA-filtered vacuum to remove loose dust in between passes</p>	None	None
(xiv) Small drivable milling machines (less than half-lane)	<p>Use a machine equipped with supplemental water sprays designed to suppress dust. Water must be combined with a surfactant</p> <p>Operate and maintain machine to minimize dust emissions</p>	None	None
(xv) Large drivable milling machines (half-lane and larger)	<p>For cuts of any depth on asphalt only:</p> <p>Use machine equipped with exhaust ventilation on drum enclosure and supplemental water sprays designed to suppress dust</p> <p>Operate and maintain machine to minimize dust emissions</p> <p>For cuts of four inches in depth or less on any substrate:</p>	None	None


osha.gov

osha.gov

1926.1153 Table 1—Specified Exposure Control Methods When Working With Materials Containing Crystalline Silica

Equipment/task	Engineering and work practice control methods	Required respiratory protection and minimum assigned protection factor (APF)	
		≤ 4 hours/shift	>4 hours/shift
	Use machine equipped with exhaust ventilation on drum enclosure and supplemental water sprays designed to suppress dust	None	None
	Operate and maintain machine to minimize dust emissions		
	OR	None	None
	Use a machine equipped with supplemental water spray designed to suppress dust. Water must be combined with a surfactant		
	Operate and maintain machine to minimize dust emissions		
(xvi) Crushing machines	Use equipment designed to deliver water spray or mist for dust suppression at crusher and other points where dust is generated (e.g., hoppers, conveyers, sieves/sizing or vibrating components, and discharge points)	None	None
	Operate and maintain machine in accordance with manufacturer's instructions to minimize dust emissions		
osha.gov	Use a ventilated booth that provides fresh, climate-controlled air to the operator, or a remote control station		
(xvii) Heavy equipment and utility vehicles used to abrade or fracture silica-containing materials (e.g., hoe-ramming, rock ripping) or used during demolition activities involving silica-containing materials	Operate equipment from within an enclosed cab	None	None
	OR		
	When employees outside of the cab are engaged in the task, apply water and/or dust suppressants as necessary to minimize dust emissions	None	None

1926.1153 Table 1—Specified Exposure Control Methods When Working With Materials Containing Crystalline Silica

Equipment/task	Engineering and work practice control methods	Required respiratory protection and minimum assigned protection factor (APF)	
		≤ 4 hours/shift	>4 hours/shift
(xviii) Heavy equipment and utility vehicles for tasks such as grading and excavating but not including: Demolishing, abrading, or fracturing silica-containing materials eLCOSH.org 	Apply water and/or dust suppressants as necessary to minimize dust emissions OR	None	None
	When the equipment operator is the only employee engaged in the task, operate equipment from within an enclosed cab	None	None
	When the equipment operator is the only employee engaged in the task, operate equipment from within an enclosed cab	None	None